

**GREATER MANCHESTER COMBINED AUTHORITY**

**DATE:** Friday, 25th March, 2022

**TIME:** 10.30 am

**VENUE:** Council Chamber, 2nd Floor, Bolton Town Hall,  
Victoria Square, Bolton, BL1 1RU (Access via Albert's  
Hall Entrance)

**SUPPLEMENTAL AGENDA**

**9. #BeeWell Survey Results**

1 - 12

Councillor Eamonn O'Brien, Portfolio Lead for Young People.

<b>Name</b>	<b>Organisation</b>	<b>Political Party</b>
Councillor Neil Emmott	Rochdale	Labour
Councillor Eamonn O'Brien	Bury Council	Labour
GM Mayor Andy Burnham	GMCA	Labour
Councillor Brenda Warrington	Tameside	Labour
Deputy Mayor Beverley Hughes	GMCA	Labour
City Mayor Paul Dennett	Salford City Council	Labour
Councillor Andrew Western	Trafford	Labour
Councillor David Molyneux	Wigan Council	Labour
Councillor Arooj Shah	Oldham Council	Labour
Councillor Bev Craig	Manchester CC	Labour

<b>BOLTON</b>	<b>MANCHESTER</b>	<b>ROCHDALE</b>	<b>STOCKPORT</b>	<b>TRAFFORD</b>
<b>BURY</b>	<b>OLDHAM</b>	<b>SALFORD</b>	<b>TAMESIDE</b>	<b>WIGAN</b>

Please note that this meeting will be livestreamed via [www.greatermanchester-ca.gov.uk](http://www.greatermanchester-ca.gov.uk), please speak to a Governance Officer before the meeting should you not wish to consent to being included in this recording.

Councillor Martyn Cox	Bolton	Conservative
Councillor Elise Wilson	Stockport MBC	Labour

For copies of papers and further information on this meeting please refer to the website

[www.greatermanchester-ca.gov.uk](http://www.greatermanchester-ca.gov.uk). Alternatively, contact the following

Governance & Scrutiny Officer: Governance and Scrutiny

✉ [sylvia.welsh@greatermanchester-ca.gov.uk](mailto:sylvia.welsh@greatermanchester-ca.gov.uk)

This supplemental agenda was issued on 18.03.22 on behalf of Julie Connor, Secretary to the Greater Manchester Combined Authority, Broadhurst House, 56 Oxford Street, Manchester M1 6EU

## GREATER MANCHESTER COMBINED AUTHORITY

Date: 25<sup>th</sup> March 2022

Subject: #BeeWell Survey 2021 Findings: Publication of the data on a neighbourhood level

Report of: Councillor Eamonn O'Brien, Portfolio Lead for Young People.

---

### Purpose of Report

**#BeeWell surveyed nearly 40,000 Year 8 and Year 10 pupils in Greater Manchester on their wellbeing in Autumn 2021. This report outlines the key findings of the survey results, ahead of publication in late March 2022, and provides an overview of next steps.**

### Recommendations:

The GMCA is requested to:





1. Note the key findings of the #BeeWell survey results.
2. Encourage a system-wide response to the findings and ensure young people's voices are leading the response the survey findings
3. Celebrate existing good practice and strengths of Greater Manchester communities during the launch of the survey findings

### Contact Officers

Jane Forrest ([jane.forrest@greatermanchester-ca.gov.uk](mailto:jane.forrest@greatermanchester-ca.gov.uk))

Huw Spencer ([huw.spencer@greatermanchester-ca.gov.uk](mailto:huw.spencer@greatermanchester-ca.gov.uk))

## Impacts Questionnaire

Impact Indicator	Result	Justification/Mitigation
Equality and Inclusion	G	The programme will give insights into the experiences of young people with one or more protected characteristics, such as race, disability, age, sex, gender identity. As well as health inequalities it will shed light on access to services, belonging, skills and community support. The programme will create mechanisms for communities to shape the responses to the survey findings.
Health	G	The programme will give insights into young people's physical health, mental health and wellbeing, physical activity, loneliness and access to healthy food.
Resilience and Adaptation	G	The programme will give insights into feelings of safety and support in local communities. It will also shed light on places to go and its variation across Greater Manchester neighbourhoods.
Housing		
Economy		
Mobility and Connectivity		
Carbon, Nature and Environment		
Consumption and Production		
Contribution to achieving the GM Carbon Neutral 2038 target		
<b>Further Assessment(s):</b>	Equalities Impact Assessment	
 <b>Positive</b> impacts overall, whether long or short term.	 <b>Mix of positive and negative</b> impacts. Trade-offs to consider.	 <b>Mostly negative</b> , with at least one <b>positive</b> aspect. Trade-offs to consider.
		 <b>Negative</b> impacts overall.

## Risk Management

Risks of service delivery will be managed through structured programme management, overseen by the Greater Manchester #BeeWell Delivery Board.

## Legal Considerations

The delivery of the programme will have been subject to legal advice relating to procurement and information governance.

## Financial Consequences – Revenue

Revenue investment is guaranteed via external funders in partnership with the University of Manchester, who hold the majority of funding for this work.

## **Financial Consequences – Capital**

No capital investment is involved.

**Number of attachments to the report: 1**

## **Comments/recommendations from Overview & Scrutiny Committee**

N/A

## **Background Papers**

N/A

## **Tracking/ Process**

Does this report relate to a major strategic decision, as set out in the GMCA Constitution

No

## **Exemption from call in**

Are there any aspects in this report which means it should be considered to be exempt from call in by the relevant Scrutiny Committee on the grounds of urgency?

No

## **GM Transport Committee**

N/A

## **Overview and Scrutiny Committee**

N/A

# 1. Introduction/Background

#BeeWell is a £2mn collaboration between the University of Manchester, the Greater Manchester Combined Authority and the Anna Freud Centre. The programme measures young people's wellbeing on an annual basis and aims to bring about positive change in Greater Manchester's communities as a result.

The programme builds on the Greater Manchester Life Readiness survey. It is funded for three years by a range of ten national and local funders, including the University of Manchester, the Gregson Family Foundation, the GMCA and others.

The #BeeWell survey was co-created by 150 young people, across 14 pathfinder schools in Greater Manchester. Questions range from psychological wellbeing, self-esteem and autonomy to participation in culture/physical activity, safety in local neighbourhood and relationships with friends, parents and teachers.

The #BeeWell team have worked closely with local authority education teams to engage and sign-up 93% of mainstream secondary schools in Summer 2021, as well as special schools, PRUs, independent schools and Alternative Provision. At least 3 in 4 schools were signed up in every local authority in GM.

The first round of the survey was delivered to Year 8 and Year 10 pupils in Autumn 2021, with almost 40,000 young people taking part. This represents up to 60% of all young people in that age bracket in the city region and represents the biggest survey of its kind in the country.

Schools across Greater Manchester received their bespoke data dashboards on January 31 2022. This provides schools with insights into the strengths and needs of their pupils, with the ability to explore trends by sex, FSM eligibility, age, and SEND status. The Anna Freud Centre will provide support in interpreting the results, with a series of webinars and one-on-one sessions with interested schools.

Local Authority Education Directors received headline results at an LA-level as background for any school-based conversations. Initial analysis shows that the main domains of wellbeing do not vary significantly at a local authority footprint.

A neighbourhood-level dashboard will be published at the end of March 2022. This will show variation in wellbeing across different communities, as well as insights into the key

drivers of young people's wellbeing. Young people will be central to shaping the key messages that emerge from the neighbourhood analysis.

The #BeeWell team is working closely with the Delivery Hubs to ensure alignment with the new Children and Young People Plan. One #BeeWell measure (SWEMWBS) will feature as a metric in the Greater Manchester Strategy.

## **2. Emerging key findings**

### **2.1. Overall Wellbeing**

National comparisons are limited, but key wellbeing scores at a GM-level seem consistent with what we know from other large studies that have used one or more of the measures included in the #BeeWell Survey.

Young people responding to the SWEMWBS measure reported an average score of 23.1, (within range of 7-35). This is very close to the UK average (including adults) of 23.5. Young people responding to the ONS4 Life Satisfaction item gave an average score of 6.6 out of 10. The Children's Society weighted average for 10–17 year-olds April – June 2021 was 7.6.

16% of young people responding to the Me and My Feelings measure reported a high level of emotional difficulties. These thresholds do not represent a clinical diagnosis but indicate young people scoring in this range are likely to need significant additional support.

### **2.2. Wellbeing inequalities**

Inequalities persist in wellbeing scores, particularly across gender and sexual orientation.

There are noteworthy gaps in wellbeing scores between males and females which are statistically significant:

- The life satisfaction average score is 6.1 out of 10 for girls but 7.2 for boys.
- 7% of boys report a high level of difficulties for the Negative Affect measure, compared with 22% of girls.
- Non-binary young people also report lower levels of wellbeing than boys, with even more pronounced differences.

There are sizeable inequalities for young people who identify as LGBTQ+, with significant differences between young people who identify as heterosexual and young people who identify as gay, lesbian, pansexual or bisexual, as well as transgender and cisgender young people.

There are smaller differences across ethnicity, SEND status, carer status, FSM eligibility. These are still significant in some instances (for instance wellbeing levels are lower for young carers). There are few significant differences between pupils with English as an Additional Language and English as a first language.

### **2.3. Health and routines: mixed picture for physical activity**

Across Greater Manchester, 1 in 3 young people (34%) are reaching the recommended levels of physical activity set by the Government's Chief Medical Officer. This falls to 26% of girls, 27% of Asian pupils and 17% of Chinese pupils.

Despite this, 83% of young people report they feel they have good, very good or excellent physical health across Greater Manchester, including 79% of girls. We also know that 67% of YP do sports/exercise/other physical activities at least once a week outside of school (77% of boys, 58% of girls).

Finally, 40% of young people said they don't normally get enough sleep to feel awake and concentrate on their school work during the day; for girls, this figure was 46%.

### **2.4. Hobbies & Entertainment: young people happy with what they can do**

73.2% of young people can almost always/often do the things that they like in their free time. This figure was celebrated by the Youth Steering Group. This drops to 66.7% of girls, up to 79.7% of boys, and 70.2% of pupils eligible for FSM.

There is also greater variation at a neighbourhood level, by ethnicity and sexual orientation. This figure varies from 63% to 83% across GM neighbourhoods, as well as from 66% of Black pupils and 62% of Chinese pupils to 76% of White pupils. It also falls to 62% of gay/lesbian pupils and 61% of bi/pansexual pupils.

50% of Y8s spend time on other creative hobbies at least once a week, in contrast to 40% of Y10s. The average daily time spent on social media is 4.4 hours. This varies by school from 2.19 hours to over 5 hours per day.



## **2.5. Environment and Society: Young people have good places to spend their free time**

70.6% of young people agree or strongly agree that they have good places to spend free time, while 12.4% disagree or strongly disagree. However, this varies from 61% to 80% across neighbourhoods. It also varies from 72% of heterosexual pupils to 60% of gay/lesbian pupils, 56% of bi/pansexual pupils and 61% of trans young people.

3 in 4 young people agree or strongly agree that their area is safe to live in; this drops slightly to 73.6% of girls, then to 69.1% of young people eligible for FSM.

58% of young people agree that people support each other's wellbeing in their area. 63% of Y8s agree with this statement, but this drops to 52% of Y10s.

## **2.6. Relationships: Discrimination is a feature of many communities**

37% of Black pupils report experiencing discrimination because of race, skin colour, or where they were born (occasionally, some of the time, often or always). 42% of Chinese pupils report experiencing discrimination, 21% of Asian pupils and 29% of pupils with a mixed ethnic background.

35% of young people who identify as gay or lesbian report at least occasionally experiencing discrimination because of their gender, which rises to 39% of young people who identify as bi or pansexual. 42% of transgender young people report experiencing discrimination because of their gender.

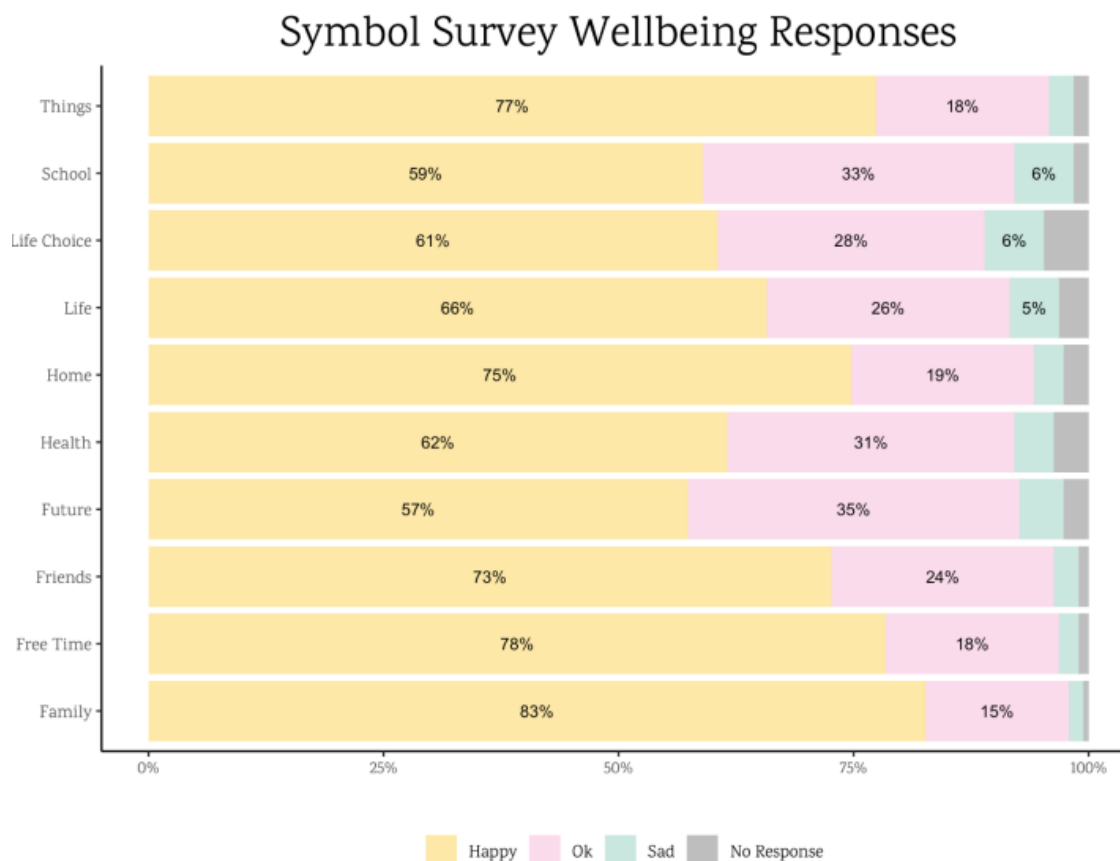
1 in 2 young people who identify as gay/lesbian report experiencing discrimination because of their sexual orientation, which rises to 2 in 3 young people who identify as bi or pansexual.

19% of pupils with SEND report experiencing discrimination because of their disability, compared with 4.8% of non-SEND pupils.

## **2.7. Non-mainstream school findings**

Pupils in non-mainstream schools were able to complete a short version of the survey. A symbol-based version of the survey was also created for non-verbal young people or young people with profound and multiple learning disabilities. The following findings provide a summary of the data for all pupils who completed the #Beewell Symbol Survey. Please note: Percentage labels are only displayed for

percentages equal to or greater than 5% and all percentages have been rounded to avoid disclosure.



Please note: Percentage labels are only displayed for percentages greater than 5% and all percentages have been rounded to avoid disclosure.

### 3. Next Steps

#### 3.1. Neighbourhood Results

The University of Manchester is producing a neighbourhood dashboard with input from young people, Education ADs, voluntary sector partners and schools.

The dashboard will give insights into how wellbeing domains and drivers vary across GM’s 66 neighbourhoods. It will also permit users to interpret contextualised scores for neighbourhoods, taking into account demographic characteristics.

The dashboard will be made publicly available on March 25th but shared with DCSs, Assistant Directors for Education and WLT in mid-March.

### 3.2. Support for Schools

All schools have been offered one-on-one follow up support sessions with the Anna Freud Centre to interpret their data.

In summer term, schools will be invited to attend Targeted Learning Sets facilitated by the Anna Freud Centre, which will bring together school leaders to share ideas and best practice around specific wellbeing challenges identified by schools.

### 3.3. Whole System Response

90+ partner organisations have joined the #BeeWell Coalition and committed to responding to the #BeeWell data. These include service delivery partners (e.g. 42nd Street, Place2Be), business partners (e.g. Northern Powerhouse Partnership, Timpson Group), funding partners, and research partners (e.g. Institute for Health Equity at UCL, Education Policy Institute). #BeeWell is working closely with Youth Alliance GM to support communities of practice and shared learning in the voluntary and community sector in response to #BeeWell data.

### 3.4. CYP Social Prescribing pilot

#BeeWell has secured funding for a £250k pilot programme in partnership with Greater Manchester Mental Health in Education and BBC Children in Need. The pilot programme will operate in five Greater Manchester neighbourhoods, identified based on needs and strengths found in the #BeeWell survey data.

Pupils in participating schools will be trained as #BeeWell Champions and receive a Level 2 Royal Society for Public Health qualification. Young people will access a community implementation fund worth £20k per neighbourhood to commission activities in their local area that support mental health and wellbeing.

### 3.5. Quick Wins

#BeeWell partners have started to announce their early responses to the data:

**GreaterSport** on behalf of **GM Moving** have announced that they will be launching a youth-led campaign on physical activity and mental health. The campaign is in response to the finding in the #BeeWell data that only 1 in 3 young people in GM are currently meeting the recommended daily physical activity recommendation set by the Government's Chief Medical Officer.

The campaign will draw in partners from across Greater Manchester to celebrate the benefits of physical activity and increase engagement across the city region. The campaign will be designed and led by young people, to ensure physical activity is advocated for in an inclusive, accessible and exciting way for young people. It will also give specific focus to girls, building on the #BeeWell findings uncovering the extent of the gender gap in physical activity coming out of the pandemic.

**Reform Radio** have announced a new monthly radio show that will support young people to respond creatively to the #BeeWell data and focus on the issues that matter to them.

**Young Manchester** will be launching a new youth-led commissioning pot for young people to spend on mental health and wellbeing activities in their local area in response to the findings.

**The Greater Manchester Health and Social Care Partnership** are launching a youth-led commissioning pot for LGBTQ+ young people to spend on activities that will support and promote mental wellbeing of the LGBTQ+ community.

### **3.6. Continuing the conversation with young people**

#BeeWell's ambition is to start the conversation with young people about how to support their mental health and wellbeing across Greater Manchester. The next phase will be focused on how to continue the conversation with young people and involve them in the response to the findings. A few projects are already underway (outlined below) but there is an aspiration this data sparks conversations in communities across Greater Manchester.

**Politics Project:** In July 2021, the GM Children's Board agreed to participate in digital surgeries to discuss the #BeeWell findings with young people across Greater Manchester. The Politics Project will facilitate 10x dialogue sessions between young people, schools and decision-makers across the ten Greater Manchester local authorities in summer term 2022.

**Youth-led commissioning:** The #BeeWell Youth Steering Group, made up of young people across GM, will have access to £10,000 per year to commission activities in response to the #BeeWell findings.

**Young Researchers Programme:** 20 Year 10 pupils across GM will be trained as researchers, to work with the #BeeWell team and the University of Manchester to interpret the survey responses and identify future areas of research.

### **3.7. Reporting Cycle**

This report will go to the Greater Manchester Combined Authority on March 25th 2022, following items at Wider Leadership Team (March 9th), Leader's Strategy meeting (March 15th) and a press release on March 17th.

Local authority officers will receive access to the neighbourhood dashboard ten days prior to its publication. Briefings will also be provided to each local authority that summarises strengths emerging from local neighbourhoods.

Portfolio holders across the key findings (Young People, Culture, Health, Inequalities) will have advanced briefing and opportunities for comment.

This page is intentionally left blank